

Guidelines on how to complete the Online Psychometric Test

- The Psychometric Test consists of Two Tasks which;

1. Self Investigation

First task carries out a questionnaire on a self-investigation on yourself.

The questionnaire includes 06 perspectives which consist of 04 questions per each

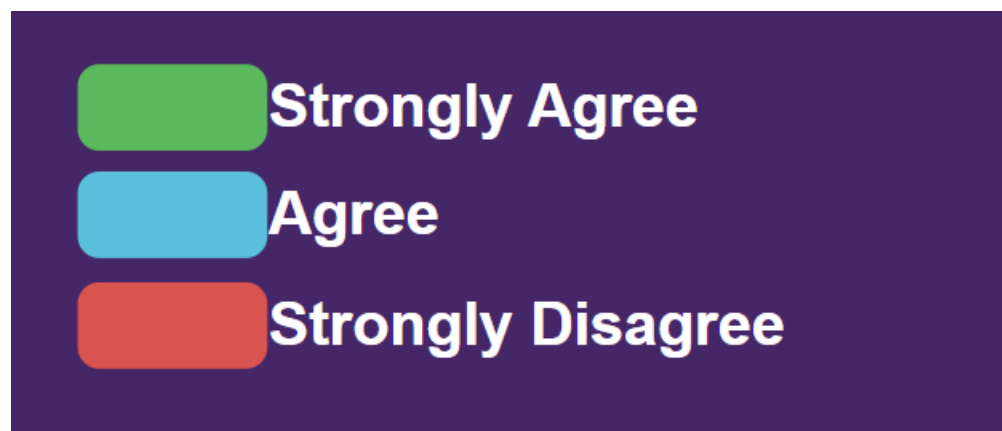
2. Appealing Occupations

Second task carries out a comprehensive questionnaire on your preference against certain professions which is "Appealing Occupations"

The questionnaire includes 06 perspective which consists 06 questions per each

Key

To mark your answers, there will be a indicator in the above of each questionnaire, describes your preference according to your choice

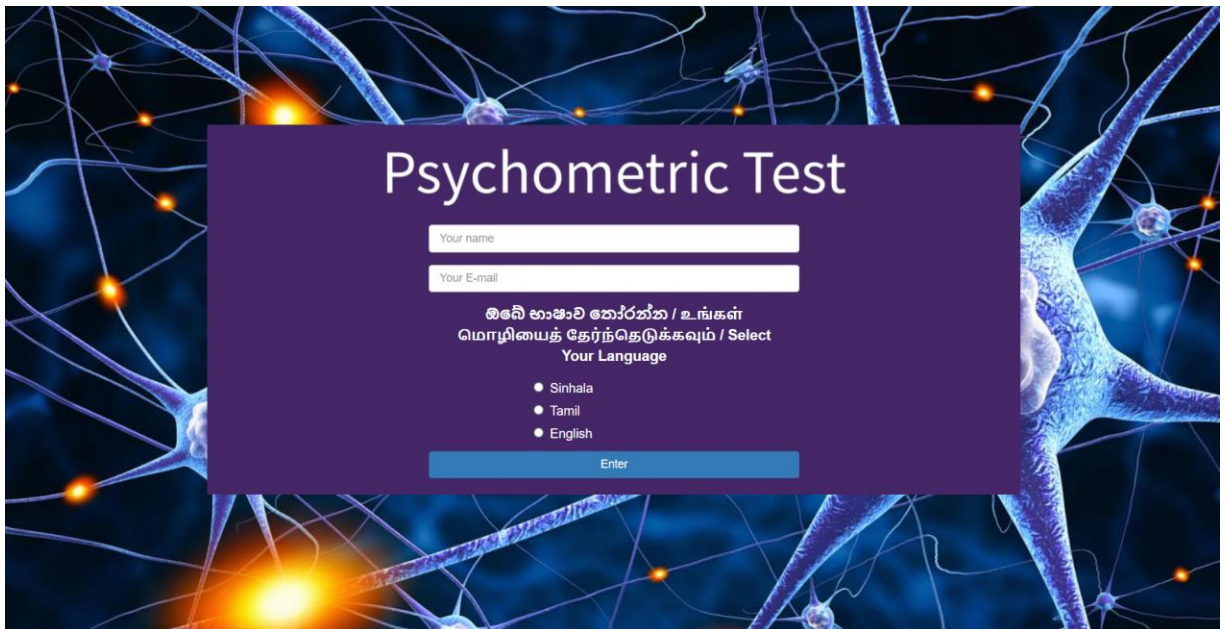


Guidelines

- First you must keep your e-mail address with you.
- Since the Psychometric Test, carries out the information on yourself, be humble and provide your data with no hesitations. The councilors and the EDEX Team are 100% guaranteed to protect on your personal information
- Since the questionnaire take your personal preference, when you are filling the sheets, take your time and select the most suitable option.

How to complete the Test

1. The registration link will be shared with you. When you go through the link, the registration portal will be displayed



Psychometric Test

Your name

Your E-mail

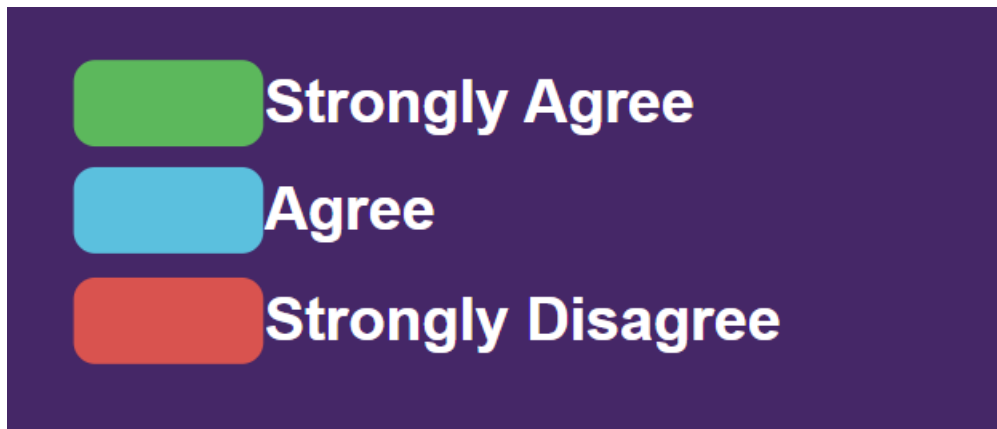
මමේ භාෂාව තෝරන්න / உங்கள்
மொழியைத் தேர்ந்தெடுக்கவும் / Select
Your Language

Sinhala
 Tamil
 English

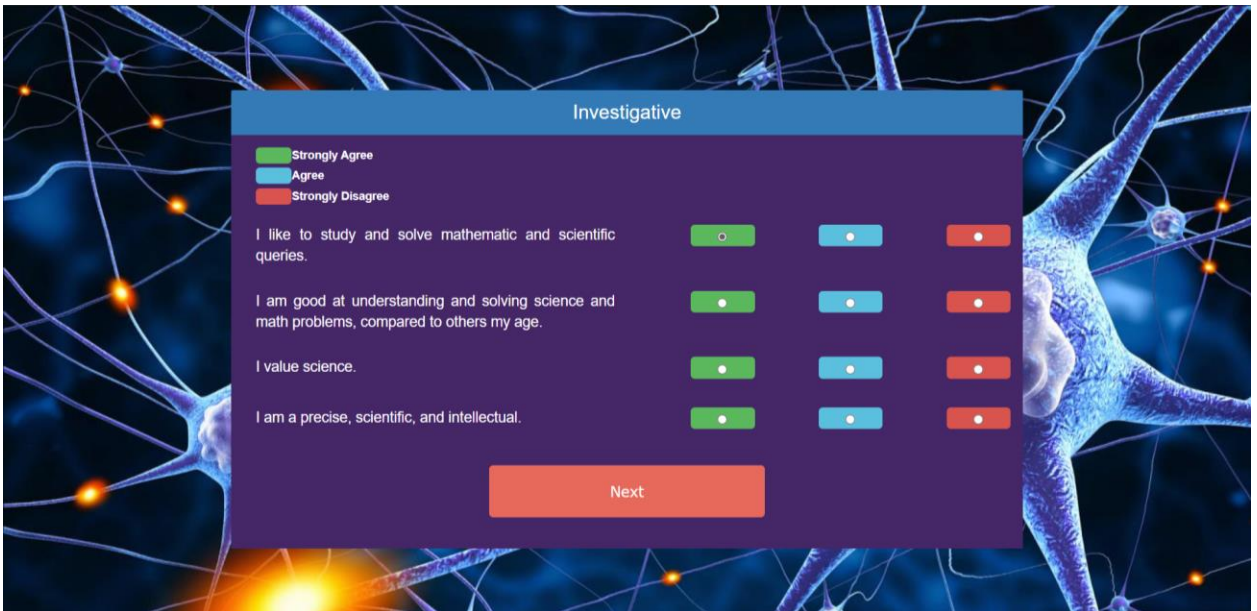
Enter

In the respective boxes, you have to fill out with your Name and the E-mail address
After filling them, you have to choose your preferred language to continue with the test

2. After you filled the respective details in the registration form, click Enter. Then the first Task will be displayed. It is a questionnaire on your personal characteristics.
 - The questionnaire consists 06 various perspectives, which includes 04 questions per each.
 - You have to choose the most suitable answer which describes on yourself.
 - After you chose an answer, you have to plot your answer using the indicators given above in each page



- There will be 03 options which you have to choose and these options may describe each characteristic in the respective capacity
- After you choose an option, you have to click on the respective box as given in the key above.
- Then, you have to fill all the given tasks gradually and after you are done with every single sentence, you can access the next page by clicking Next
- (Remember that, If you are not completed every given sentence, you would not be eligible to access the next page)



3. Like wise you have to complete 06 pages in the First Task which are
- i. Realistic
 - ii. Investigative
 - iii. Artistic
 - iv. Social
 - v. Enterprising
 - vi. Conventional

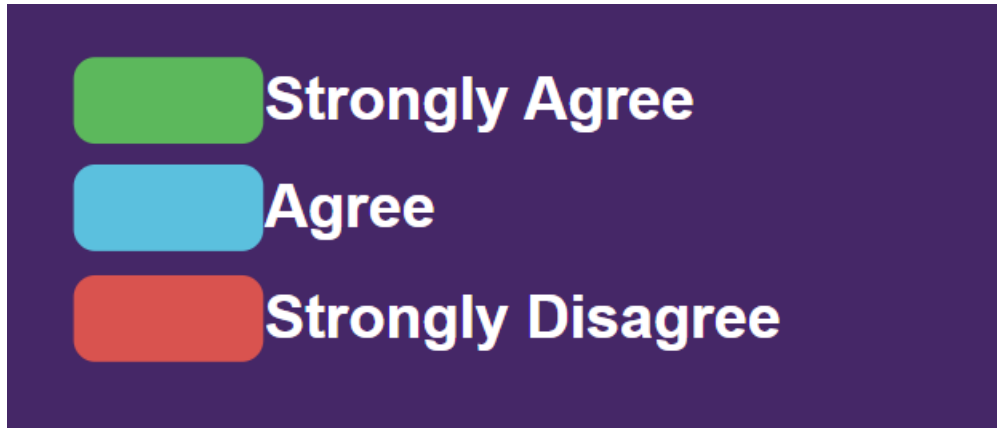
In the respective order

- After you completed the First Task, the following slide will be appeared in the display, which carries out you to the Second Task “Appealing Occupations”
- Click on the “Click here” button.

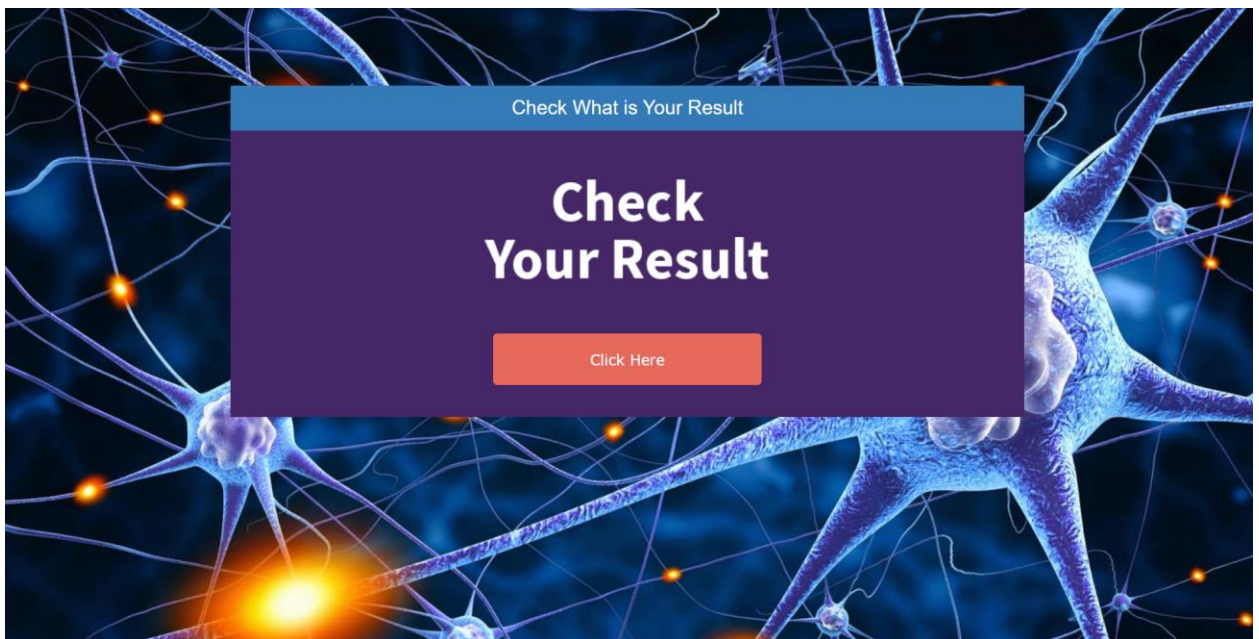


4. As you did in the First Task, the same scenario continues here which you have to answer 06 perspectives as follows which includes 06 multiple choices in each;
 - Realistic
 - Investigative
 - Artistic
 - Social
 - Enterprising
 - Conventional

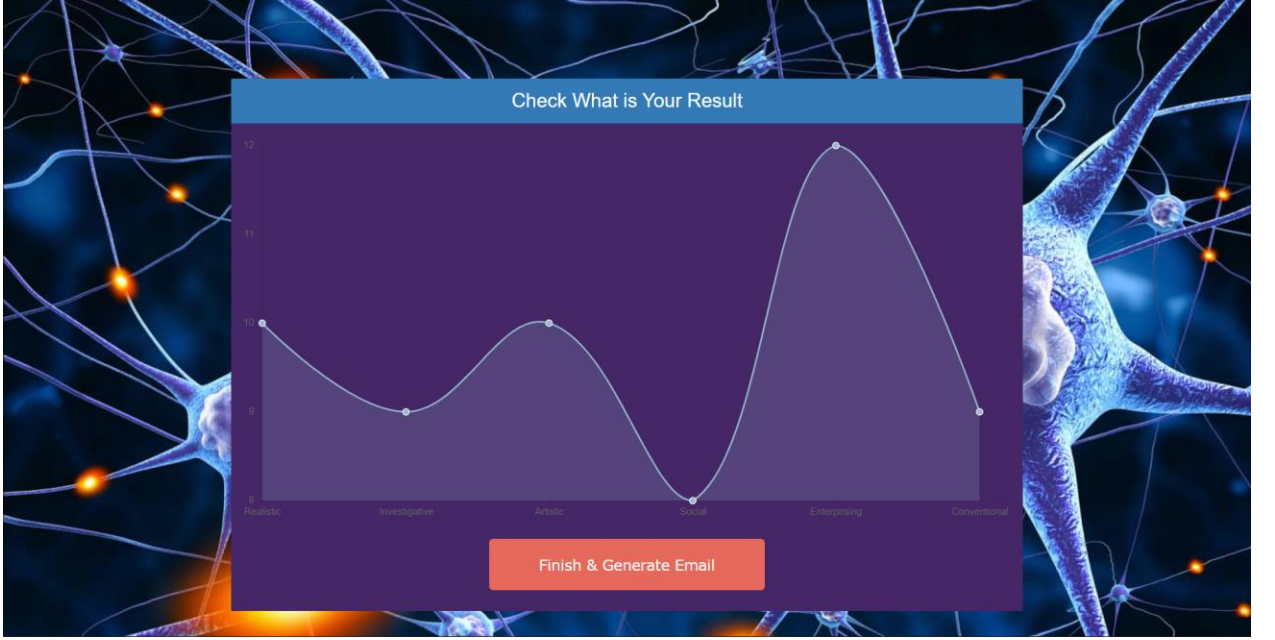
5. You have to continue the same scenario here as you already did in the First Task.
 - In each perspective, there are 06 professions
 - In a single profession, you have to chose your preference on that particular profession and plot your preference using the same above indicators mentioned above



- Like here, you have to continue answering the questions in each perspective. (You cannot skip any question, as you will be not accessed to the next pages consecutively unless you don't answer any single question)
- 6. After you completed the Task Two, the test is over and the following slide will appear in the display



- Click on the “Click Here” button and you may see the results of the Psychometric Test



- The result sheet carries out a graph as above, and after you clicked on the “Finish & Generate Email” button, the results sheet will be sent you as an attachment to the respective email address you entered at the registration.

7. In the Email you receives, it will be mentioned that you would be connected to a councilors to a consultant session according to the results sheet.

හිතවත් අයදුම්කරුවන,
 EDEX Hybrid Expo 2022 සහ EDEX Careers psychometric test සඳහා ඔබගේ පැමිණීම අපි අගය කිරීමට කැමැත්තෙමු.
 දෙන ලද උපදෙස් මාරාච්ඡි අනුව, ඔබ වෘත්තීය උපදේශකවරයා සමඟ උපදේශනය ඉදිරියට ගෙන යනු ඇතැයි අපි සිතමු.

ස්තූතියි.
 EDEX Careers

අன்பුள்ள විண்ணිප්පතාරර,
 EDEX හෙඹර්ප්ට්. ඊස්පො 2022 මර්ණුම EDEX කරියර්ස් ජෛස්කොමෙට්රික් ජොතනෙකරුකු උර්කර්ගීන් වරුකෙයෙ පාරාට්ට වීරුම්පුකිරොම්. වර්කාට්ටුතලීන් පද, ර්කර්ගීන් තොර්ලිමර්ණ ආලොසකරුට් කලර්තාලොසිප්පීර්කර්ගීන් ඊර්ණු ර්ම්පුකිරොම්.

ර්ණර්ගී.
 EDEX Careers

Dear Applicant,
 We would like to express our appreciation for your presence in EDEX Hybrid Expo 2022 and EDEX Careers psychometric test. As per the guidance hope you will proceed with the consultation with the professional counsellor.

Thank You.
 EDEX Careers

- Then a representative from the EDEX Careers team will contact you and connect you to a counselor

For any clarification or inquiry:

Nishane Silva

Representative – EDEX Carees

+94 (77) 003 8362

Mahesha Weerasinghe

Representative – EDEX Careers

+94 (77) 735 3309

